

NEW

EX210LC *PRIME*

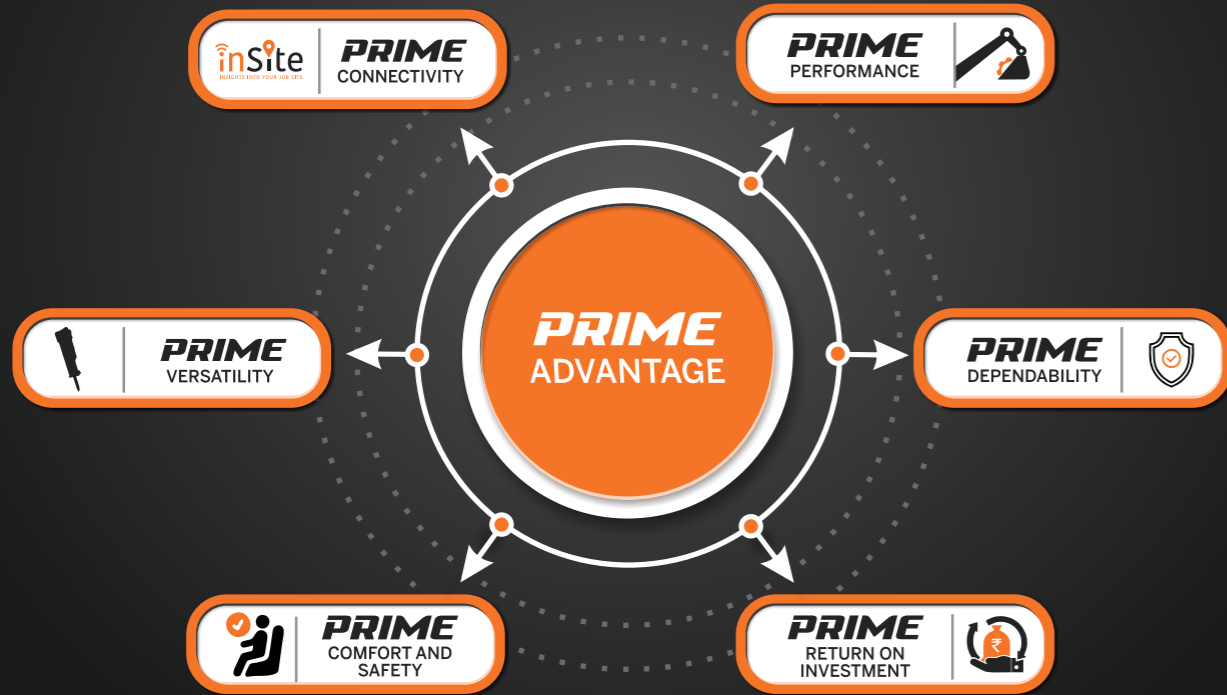
SPEND LESS. EARN MORE.

Experience The Prime Advantage



PRIME

Everything you need in your 20 Ton Excavator is Performance, Dependability, Comfort, Safety, Return On Investment, Connectivity and Versatility. Tata Hitachi's EX 210LC Prime Hydraulic Excavator sets benchmarks in all these areas. The machine has been designed to provide precision control, high fuel efficiency, high productivity, superior operator comfort, excellent versatility and unmatched return on investment.



PRIME DEPENDABILITY

Higher Durability

- Improved Casted H-link **NEW**
- Improved Bucket Cylinder **NEW**
- HD track frame
- Track guard as standard fitment
- Strengthened bucket **NEW**




Heavy duty undercarriage

H-link

Strengthened bucket

Higher Reliability

- Proven Hitachi technology
- CAD designed, robot welded, tested and validated to international standards
- Proven and reliable aggregates



Pump

Control valve



PRIME PERFORMANCE

Higher Production

- Proven and powerful engine
- Intelligent Optimum Hydraulic System (iOHS)
- Hydraulic flow combination for attachment for better performance and efficiency **NEW**
- High swing torque **NEW**
- Wide range of buckets designed for higher fill factor **NEW**
- Bigger size buckets **NEW**

Least Fuel Consumption

- Auto Idle and Auto Deceleration **NEW**
- Mode selection- E, S and P mode **NEW**
- Dial type throttle
- Fuel saving pump system
- Hydraulic regeneration



Engine



Dial type throttle

Hydraulic regeneration system



PRIME RETURN ON INVESTMENT



Low Fuel Consumption

- iOHS Japanese hydraulics
- Fuel saving pump
- Improved efficiency
- 3 work modes **NEW**



Low Maintenance Cost

- Maintenance free cyclonic air pre cleaner for longer engine life
- HP return line filter for longer life of hydraulic aggregates
- Extended service intervals for reduced maintenance cost:
 - Long drain hydraulic oil change: 4500 hrs
 - Engine oil change: 500 hrs
 - Travel device oil change: 2000 hrs
 - Engine oil filter and fuel filters replacement: 500 hrs



High Resale Value

- Most trusted brand
- Largest dealer network
- Highly reliable & durable machines
- Easy availability of parts & support

Extra Profit over 5 years

₹ 12,00,000



*Based on testing done in controlled and standard environment. Terms and condition apply



- LED lights **NEW**



- Integrated rear view camera **NEW**
- 7" TFT LCD monitor detailed monitoring parameters
- Maintenance and alerts on monitor



- 4G telematics system **NEW**
- Daily SMS
- App and web based monitoring



- Battery Cut-off switch
- Option of swing and travel alarms
- Beacon lights
- CLS, AFDSS and other safety features



- 30% smoother pilot levers **NEW**
- Comfortable and roomy cabin
- Weight adjustable suspension seat
- Air lumbar support in operator seat
- Seat belt, fan and air conditioning
- Bluetooth music system



- Hydraulic regeneration
- Rock breaker piping kit (optional)
- Hydraulic flow combination for attachment



- Sturdier bucket cylinder with metallic cap for seal protection
- Casted H-link



- Wide range of bucket options
- Bigger buckets
- 0.91 m³ QR
- 1.02 m³ GP
- 1.2 m³ ELM
- 1.7 m³
- 0.91 m³ GP
- 1.5 m³



- Cyclonic pre-cleaner
- Dust proof indoor net
- Fuel shut off solenoid **NEW**
- Improved ROC **NEW**



- Intelligent Optimum Hydraulic System (iOHS)
- All-new high efficiency hydraulic pump
- New-generation control valve
- Hitachi's proven hydraulics for powerful performance
- Improved swing device **NEW**



- HD undercarriage
- HD track chain
- 600 mm / 800 mm track shoe options available



- Front guard
- LED light
- LCD monitor
- Front wiper
- Sun shade
- Seat with air lumbar support
- Rear view mirror
- 3 power modes
- USB charging port
- Bluetooth music system
- Battery cut off switch
- AC



- Beacon light
- Travel Alarm
- Swing alarm
- Cold start kit
- Hydraulic flow restriction indicator
- Attachment flow combination
- Rear view camera
- Seat belt with alarm
- Fuel refilling pump
- Rockbreaker piping kit
- CLS, AFSS
- Beeper / Buzzer
- SLF
- Counter weight light
- FOPS frame guard
- 2 work light on boom

PRIME COMFORT AND SAFETY

Comfort

- Smooth operating levers. 30% reduced effort **NEW**
- Ergonomic controls with all-new audio player (USB + FM + Bluetooth), fan for prime comfort **NEW**
- Air lumbar back rest support for comfortable longer working hours
- Weight adjustable suspension seat with multiple seat adjustments
- 7" TFT LCD monitor for better understanding of machine operation **NEW**

Safety

- Seat belt, front guard, anti skid tapes for operator's safety
- Baffle plates to separate hot & cold zones
- Starter motor with thermal cut off to prevent over cranking
- Optional rear-view camera for enhanced safety



PRIME VERSATILITY

Attachments :

- The machine comes in tailor made options and is easily customizable with various attachments
- Option of factory fitted rock breaker piping kit
- Attachments:



Options*:

Available in below options:

- Arm - Standard arm / Long arm
- Track shoe width - 600 mm / 800 mm
- Wide range of buckets for wide variety of applications
- Super long reach
- Tunnel variant
- Amphibious



* Combinations will be based on application suitability and design approval

PRIME CONNECTIVITY



inSite
INSIGHTS INTO YOUR JOB SITE

TELEMATICS SUITE FOR REAL TIME MONITORING



Ability to track Machine Maintenance Service due date	Fleet Management	Overall Fleet Summary in Graphical Widgets (Dashboard)	NEW 4G Telematics Device	Better Connectivity
Fuel Level	Location, Geo Fencing	Asset Operation	Asset Utilisation	Accessible on Web and App

SUPPORT CHAIN SUPPORT SOLUTIONS

- Wide spread dealer network for easy availability of spare parts
- Field diagnostic vehicle and mobile workshop for quicker after-sales service
- Peace of mind through extended warranty*
- Extended service intervals for reduced maintenance cost



4500 Hrs Hydraulic oil change interval

EXTENDED WARRANTY
COMPLETE PEACE OF MIND
Up to 3 years or 7500 hrs whichever is earlier*



SPECIFICATIONS

ENGINE

ModelCummins 6BT5.9C
 Type.....6 cylinder water cooled, direct injection
 AspirationTurbocharged
 Rated fly wheel power131 HP (133 PS) @ 2000 rpm
 Max.torque.54.8 kgf-m @ 1300 rpm
 Batteries2x12V

HYDRAULIC SYSTEM

Main pumps2 variable displacements axial piston pumps
 Flow rate2x221 L/min
 Pilot pump.....1 gear pump
 Flow rate.....20 L/min

SUPERSTRUCTURE

Swing Speed13.3 rpm

RELIEF VALVE SETTINGS

Implement circuit285 kgf/cm²
 Swing circuit.....275 kgf/cm²
 Travel circuit.....350 kgf/cm²
 Pilot circuit40 kgf/cm²

UNDERCARRIAGE

Travel Speed.....0-4.2 kmph
 Max. traction force15,200 kgf
 Gradeability35° (70% continuous)
 No. of upper rollers.....2
 No. of lowers rollers.....8
 No. of track shoes52
 Shoe width600/800 mm

SERVICE REFILL CAPACITIES

Hydraulic tank.....129 ltr
 Hydraulic system220 ltr
 Fuel tank300 ltr
 Engine coolant.....25.0 ltr
 Engine oil22.0 ltr
 Swing device6.7 ltr
 Travel device (Each side)6.8 ltr

WEIGHTS AND GROUND PRESSURE

Track width	Operating weight	Ground pressure
600 mm	20,600 kg	0.45 kgf/cm ²
800 mm	20,800 kg	0.34 kgf/cm ²

DIGGING FORCES

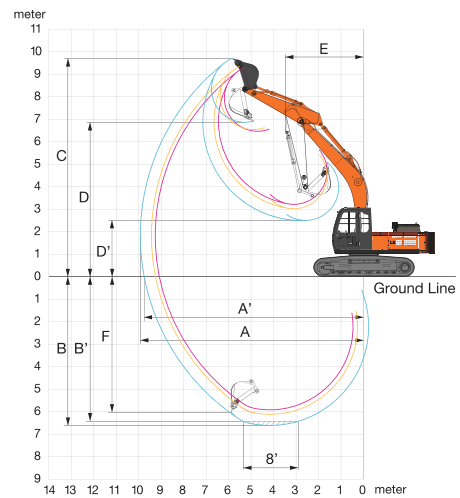
Bucket digging force. 11,000 kgf

Arm length	2.2 m	2.9 m
Arm crowding force	11,300 kgf	8,800 kgf

BUCKETS

Capacity ISO Heaped m ³	Width (mm)		Tooth Points (no.s)	Weight (kg)	Max. Material density (kg/m ³)	Arm length (m)
	With out Side Cutter	With Side Cutter				
0.91 QR	1150	1206	5	790	2000	2.2
1.02 GP	1200	1310	5	810	1800	2.2
1.2 ELM	1263	1373	5	848	1500	2.2
1.7	1802	-	-	799	1150	2.2
0.91 GP	1150	1260	5	754	1800	2.9
1.5	1802	-	-	738	1100	2.9

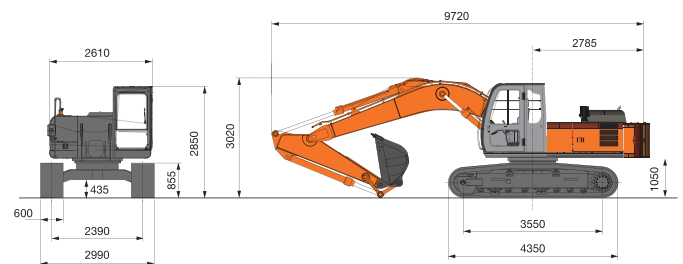
WORKING RANGES



Boom length		5680	
Armlength		2200	2900
A	Max. digging reach	9250	9910
A'	Max. digging reach (on ground)	9060	9740
B	Max. digging depth	5910	6600
B'	Max. digging depth (8' level)	5670	6420
C	Max. cutting height	8990	9400
D	Max. dumping height	6230	6610
E	Min. swing radius	3720	3660
F	Max. vertical wall depth	5050	5980

All dimensions are in mm

DIMENSIONS



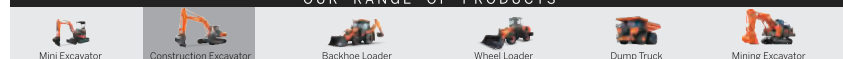
All dimensions are in mm

Tata Hitachi Construction Machinery Company Private Limited

Registered Office: Jubilee Building, 45 Museum Road, Bangalore, India 560025
 Telephone: +9180 66953301 / 02 / 03 / 04 / 05 | Email: info@tatahitachi.co.in



OUR RANGE OF PRODUCTS



Authorised Dealer

These specifications are subject to change without prior notice. The machine depicted may vary from the actual machine. Please contact our nearest office for latest specifications. Accessories shown here are not part of the standard equipment. Performance of the machine may vary with site and operating conditions encountered.